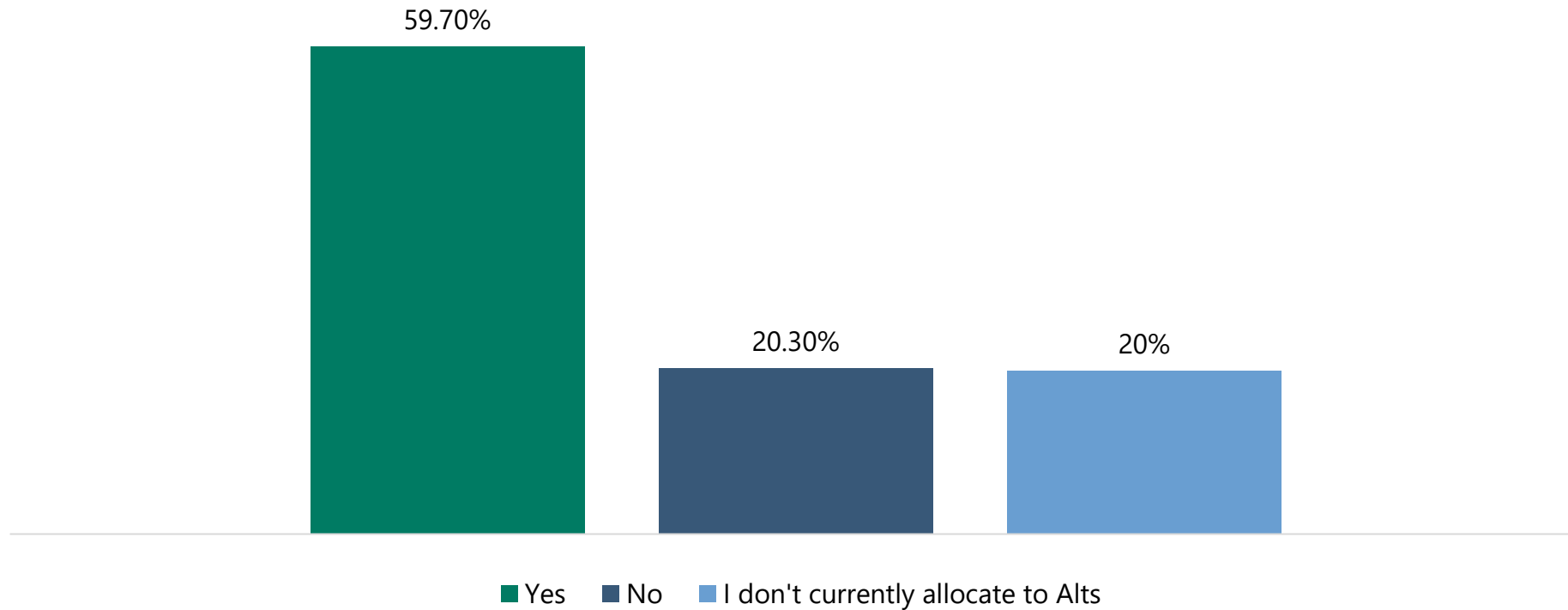


# Apollo Academy 2024 Outlook class poll results: Majority plans to increase allocations to Alts in 2024

Do you plan to increase your client allocations to alternatives in 2024?

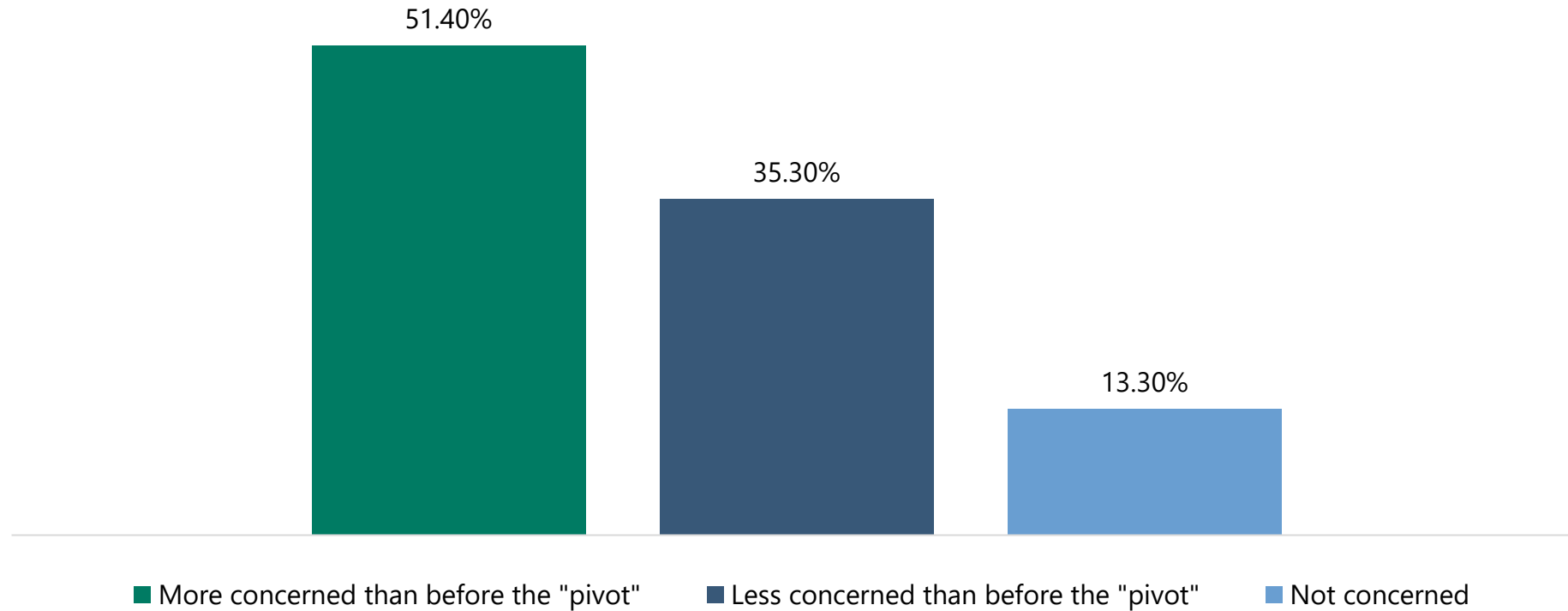


Survey taken from live participants in the Apollo Academy class on the 2024 Economic and Capital Markets Outlook on December 20, 2023. Results based on 672 total votes..

The information herein is provided for discussion purposes only and should not be construed as financial or investment advice, nor should any information in this document be relied on when making an investment decision. Opinions and views expressed reflect the current opinions and views of the authors and Apollo Analysts as of the date hereof and are subject to change. Please see the end of this document for important disclosure information.

# Apollo Academy 2024 Outlook class poll results: Slim majority ‘more concerned’ about inflation after “Fed pivot”

After the “Fed pivot,” how concerned are you regarding the future course of US inflation when planning asset allocations for your clients?

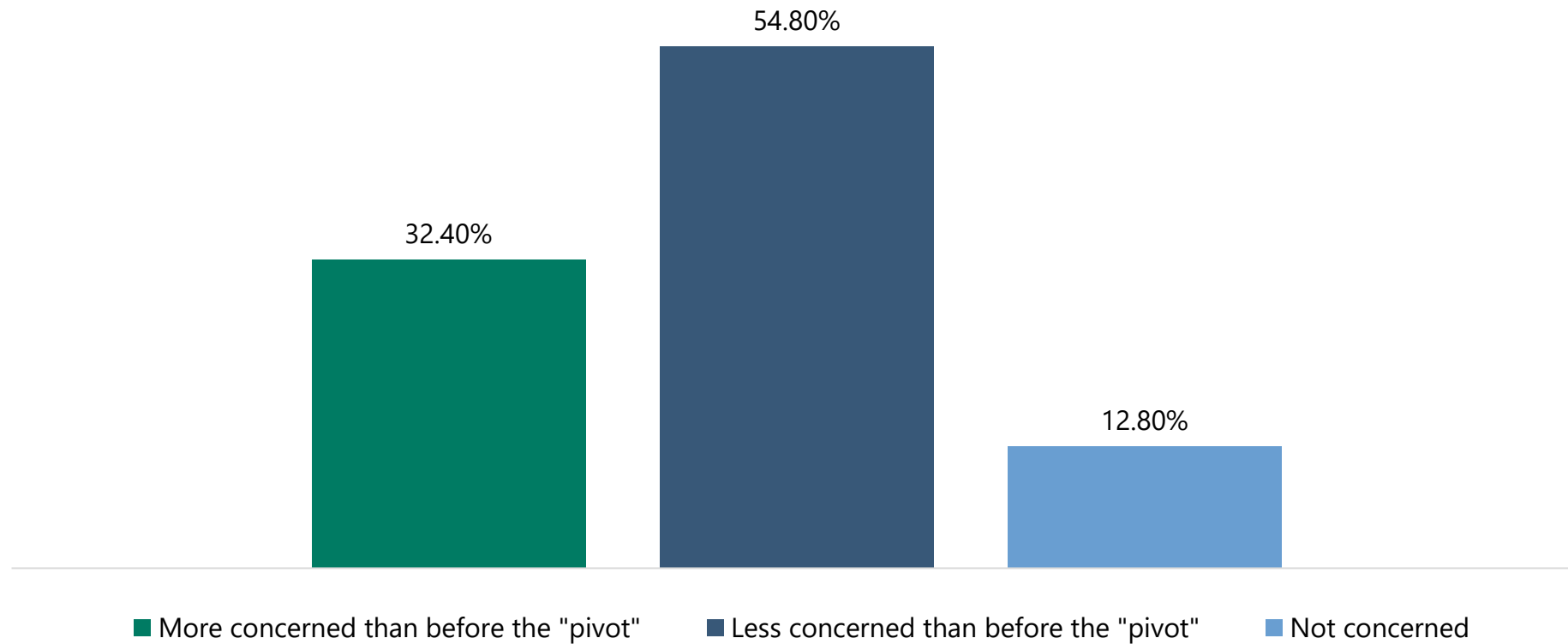


Survey taken from live participants in the Apollo Academy class on the 2024 Economic and Capital Markets Outlook on December 20, 2023. Results based on 711 total votes.

The information herein is provided for discussion purposes only and should not be construed as financial or investment advice, nor should any information in this document be relied on when making an investment decision. Opinions and views expressed reflect the current opinions and views of the authors and Apollo Analysts as of the date hereof and are subject to change. Please see the end of this document for important disclosure information.

# Apollo Academy 2024 Outlook class poll results: Majority 'less concerned' about recession after "Fed pivot"

After the "Fed pivot," how concerned are you about a potential US recession in 2024?



Survey taken from live participants in the Apollo Academy class on the 2024 Economic and Capital Markets Outlook on December 20, 2023. Results based on 690 total votes..

The information herein is provided for discussion purposes only and should not be construed as financial or investment advice, nor should any information in this document be relied on when making an investment decision. Opinions and views expressed reflect the current opinions and views of the authors and Apollo Analysts as of the date hereof and are subject to change. Please see the end of this document for important disclosure information.

# Important Disclosure Information

All information herein is as of December 2023 unless otherwise indicated.

This presentation is for educational purposes only and should not be treated as research. This presentation may not be distributed, transmitted or otherwise communicated to others, in whole or in part, without the express written consent of Apollo Global Management, Inc. (together with its subsidiaries, "Apollo").

The views and opinions expressed in this presentation are the views and opinions of the authors of the White Paper, speakers of the video and Apollo Analysts. They do not necessarily reflect the views and opinions of Apollo and are subject to change at any time without notice. Further, Apollo and its affiliates may have positions (long or short) or engage in securities transactions that are not consistent with the information and views expressed in this presentation. There can be no assurance that an investment strategy will be successful. Historic market trends are not reliable indicators of actual future market behavior or future performance of any particular investment which may differ materially, and should not be relied upon as such. Target allocations contained herein are subject to change. There is no assurance that the target allocations will be achieved, and actual allocations may be significantly different than that shown here. This presentation does not constitute an offer of any service or product of Apollo. It is not an invitation by or on behalf of Apollo to any person to buy or sell any security or to adopt any investment strategy, and shall not form the basis of, nor may it accompany nor form part of, any right or contract to buy or sell any security or to adopt any investment strategy. Nothing herein should be taken as investment advice or a recommendation to enter into any transaction.

Hyperlinks to third-party websites in this presentation are provided for reader convenience only. There can be no assurance that any trends discussed herein will continue. Unless otherwise noted, information included herein is presented as of the dates indicated. This presentation is not complete and the information contained herein may change at any time without notice. Apollo does not have any responsibility to update the presentation to account for such changes. Apollo has not made any representation or warranty, expressed or implied, with respect to fairness, correctness, accuracy, reasonableness, or completeness of any of the information contained herein, and expressly disclaims any responsibility or liability therefore. The information contained herein is not intended to provide, and should not be relied upon for, accounting, legal or tax advice or investment recommendations. Investors should make an independent investigation of the information contained herein, including consulting their tax, legal, accounting or other advisors about such information. Apollo does not act for you and is not responsible for providing you with the protections afforded to its clients.

Certain information contained herein may be "forward-looking" in nature. Due to various risks and uncertainties, actual events or results may differ materially from those reflected or contemplated in such forward-looking information. As such, undue reliance should not be placed on such information. Forward-looking statements may be identified by the use of terminology including, but not limited to, "may", "will", "should", "expect", "anticipate", "target", "project", "estimate", "intend", "continue" or "believe" or the negatives thereof or other variations thereon or comparable terminology.

The Standard & Poor's 500 Index (S&P 500) is a market-capitalization weighted index of the 500 largest US publicly traded companies and one of the most common benchmarks for the broader US equity markets.

Additional information may be available upon request.

**Past performance not necessarily indicative of future results.**